
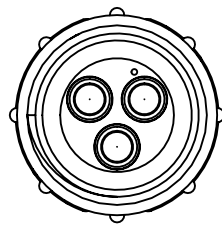


CUSTOMER PRINT

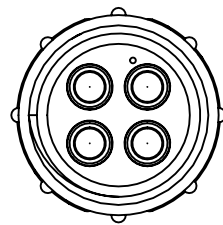
PART NUMBER: CAT MULTI-CON-X




2-position  
#12 Pin Contact




3-position  
#12 Pin Contact



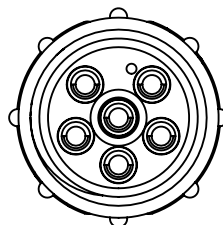
4-position  
#12 Pin Contact



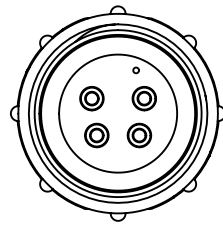
4-position  
#16 Pin Contact



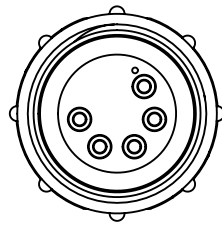
5-position  
#16 Pin Contact



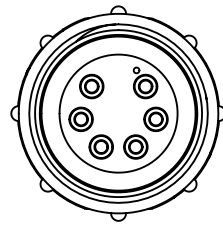
6-position  
#16 Pin Contact



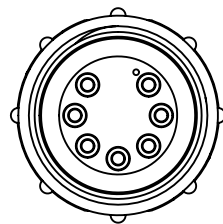
4-position  
#20 Pin Contact



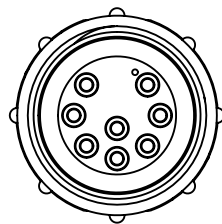
5-position  
#20 Pin Contact



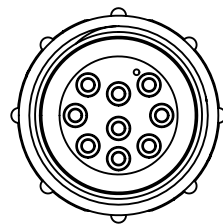
6-position  
#20 Pin Contact



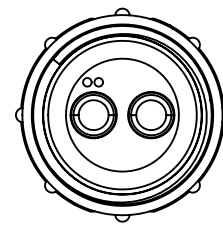
7-position  
#20 Pin Contact



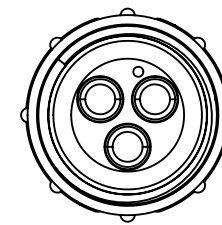
8-position  
#20 Pin Contact



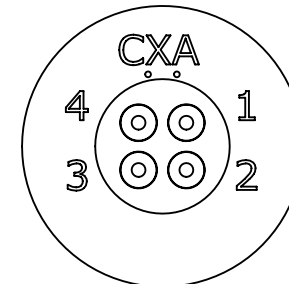
9-position  
#20 Pin Contact



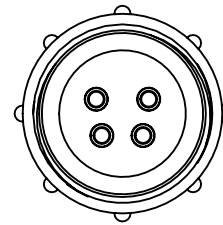
2-position  
#12 Socket Contact



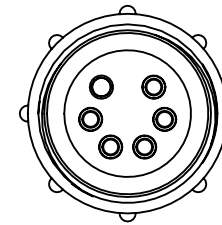
3-position  
#12 Socket Contact



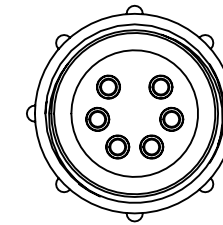
4-position  
#16 Socket Contact



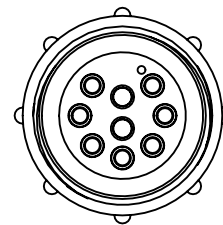
4-position  
#20 Socket Contact



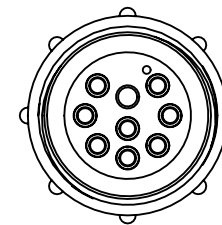
5-position  
#20 Socket Contact



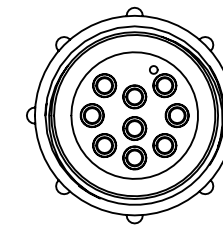
6-position  
#20 Socket Contact



7-position  
#20 Socket Contact



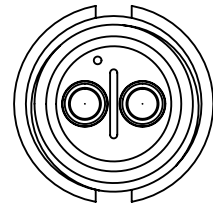
8-position  
#20 Socket Contact



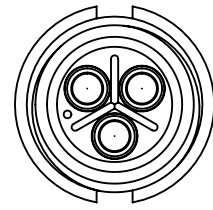
9-position  
#20 Socket Contact

PANEL MOUNT / CABLE TO CABLE CONNECTORS  
Wire View

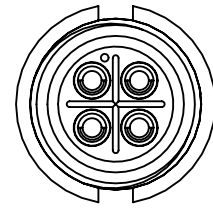
1	PD	05-25-12	ADDED SHEET 4 & 5 FOR WIRE VIEW PER DCR 05-25-12
REV:	INIT:	DATE	DESCRIPTION
	PD	02-23-12	ALL INFORMATION ILLUSTRATED IS THE PROPERTY OF CONXALL CORPORATION. UNAUTHORIZED DUPLICATION OR DISTRIBUTION OF THIS DOCUMENT IS PROHIBITED.
<small>ALL UNITS ARE IN FEET, INCHES, FRACTION OF INCHES AND DECIMALS. UNLESS OTHERWISE SPECIFIED TOLERANCES: 3 PLACE DECIMALS ±.005 ANGLES ±1° FRACTIONS ±1/16 - CRITICAL CHARACTERISTIC FLAG PER SPEC. XXXX</small>			<b>conxall</b> 601 E. WILDWOOD VILLA PARK, IL 60181 TITLE: CATALOG DRAWING (2-8) #16-#20 CONTACTS, LAYOUTS MULTI-CON-X CUSTOMER: STANDARD PRODUCT
SCALE	SIZE	SHEET	
NTS	B	4 OF 5	
FILE:	DIRECTORY:	PART NUMBER:	REV
CAT MULTI-CON-X	SLW	CAT MULTI-CON-X	1



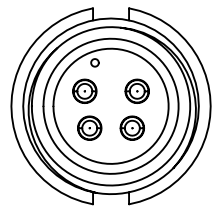
2-position  
#12 Pin Contact



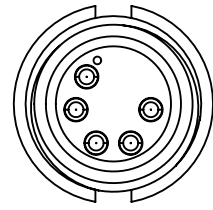
3-position  
#12 Pin Contact



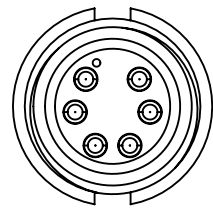
4-position  
#16 Pin Contact



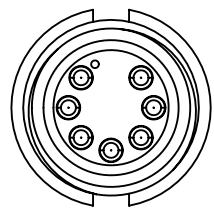
4-position  
#20 Pin Contact



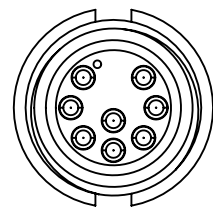
5-position  
#20 Pin Contact



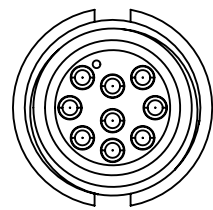
6-position  
#20 Pin Contact



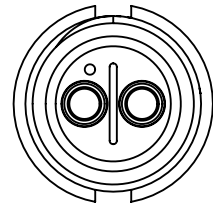
7-position  
#20 Pin Contact



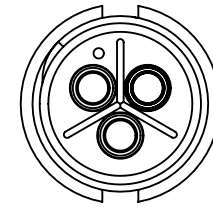
8-position  
#20 Pin Contact



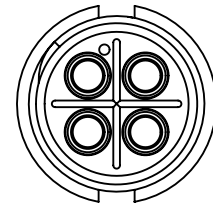
9-position  
#20 Pin Contact



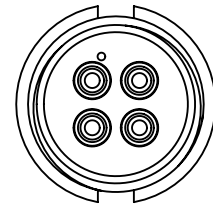
2-position  
#12 Socket Contact



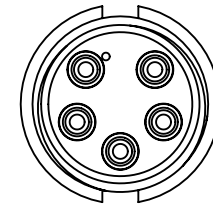
3-position  
#12 Socket Contact



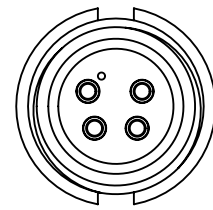
4-position  
#12 Socket Contact



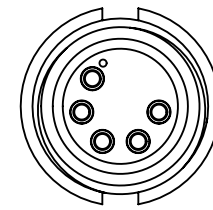
4-position  
#16 Socket Contact



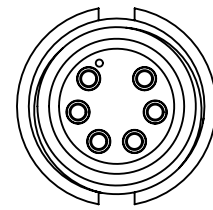
5-position  
#16 Socket Contact



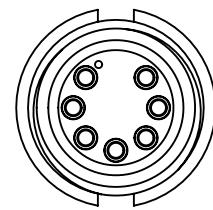
4-position  
#20 Socket Contact



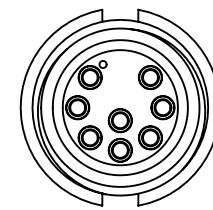
5-position  
#20 Socket Contact



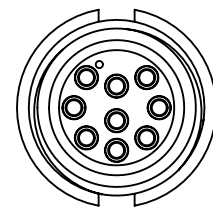
6-position  
#20 Socket Contact



7-position  
#20 Socket Contact



8-position  
#20 Socket Contact



9-position  
#20 Socket Contact

CABLE CONNECTORS  
Wire View

1	PD	05-25-12	ADDED SHEET 4 & 5 FOR WIRE VIEW PER DCR 05-25-12	
REV.	INIT.	DATE	DESCRIPTION	
	PD	02-23-12	ORIG. DRAWN BY: PD DATE: 02-23-12 CHECKED BY: APPROVED BY: TITLE: CATALOG DRAWING (2-8) #16-#20 CONTACTS, LAYOUTS MULTI-CON-X CUSTOMER: STANDARD PRODUCT	
ALL INFORMATION ILLUSTRATED IS THE PROPERTY OF CONXALL CORPORATION. UNAUTHORIZED DUPLICATION OR DISTRIBUTION OF THIS DOCUMENT IS PROHIBITED.			601 E. WILDWOOD VILLA PARK, IL 60181 <b>conxall</b>	
ALL UNITS ARE IN FEET, INCHES, FRACTION OF INCHES AND DECIMALS. UNLESS OTHERWISE SPECIFIED TOLERANCES: 3 PLACE DECIMALS ±.005 ANGLES ±1° FRACTIONS ±1/16			SCALE: NTS SIZE: B SHEET: 5 OF 5	PART NUMBER: CAT MULTI-CON-X REV: 1
FILE: - CRITICAL CHARACTERISTIC FLAG PER SPEC. XXXX			DIRECTORY: SLW	